



### District Report Card: 2017


<b>State:</b> Arunachal Pradesh	<b>District:</b> Upper Siang
<b>Class:</b> 8	<b>Subject:</b> Mathematics
<b>Schools:</b> 22	<b>Students:</b> 385


### Participation/Coverage


#### Students

<div>GENDER</div> <div></div>	Boys		Girls	
	Number	%	Number	%
	153	39.74	232	60.26

<div>AREA</div> <div></div>	Rural		Urban	
	Number	%	Number	%
	253	65.71	132	34.29

<div>CATEGORY</div> <div></div>	SC		ST		OBC		GEN	
	Number	%	Number	%	Number	%	Number	%
	7	1.82	337	87.53	15	3.90	26	6.75

<div>CWSN</div> <div></div>	LD	VI	HI	S&LD	ID	Oth
	2	6	0	3	0	1

<div>Management</div> <div></div>	Government		Government-aided	
	Number	%	Number	%
	361	93.77	24	6.23

### Average Performance of Students in Mathematics (%)

Overall	Gender		Area		Management		Social Group			
	Male	Female	Rural	Urban	Govt.	Aided	SC	ST	OBC	GEN
33.44	35.16	32.30	30.51	39.04	32.48	47.78	22.86	33.18	34.22	39.23

## Performance on Learning Outcomes (LOs)

Learning Outcomes	Description	Average Performance(%)
M601	Solves problems involving large numbers by applying appropriate operations	28.42
M606	Solves problems on daily life situations involving addition and subtraction of fractions / decimals	25.26
M620	Finds out the perimeter and area of rectangular objects in the surroundings like floor of the class room, surfaces of a chalk box etc.	29.22
M621	Arranges given/collected information in the form of table, pictograph and bar graph and interprets them	20.53
M702	Interprets the division and multiplication of fractions	30.39
M705	Solves problems related to daily life situations involving rational numbers	37.66
M706	Uses exponential form of numbers to simplify problems involving multiplication and division of large numbers	31.28
M707	Adds/subtracts algebraic expressions	38.70
M710	Solves problems related to conversion of percentage to fraction and decimal and vice versa	12.82
M717	Finds out approximate area of closed shapes by using unit square grid/graph sheet	28.42
M719	Finds various representative values for simple data from her/his daily life contexts like mean, median and mode	46.96
M721	Interprets data using bar graph	43.59
M801	Generalizes properties of addition, subtraction, multiplication and division of rational numbers through patterns	24.62
M802	Finds rational numbers between two given rational numbers	36.41
M803	Proves divisibility rules of 2, 3, 4, 5, 6, 9 and 11	38.95
M804	Finds squares, cubes, square roots and cube roots of numbers using different methods	30.26
M808	Uses various algebraic identities in solving problems of daily life	36.41
M812	Verifies properties of parallelogram and establishes the relationship between them through reasoning	27.65
M818	Finds surface area and volume of cuboidal and cylindrical object	35.38
M819	Draws and interprets bar charts and pie charts	42.86

Range of Performance of Students who Answered Correctly							
Below 30%		30% - 50%		50% - 75%		Above 75%	
Number	%	Number	%	Number	%	Number	%
158	41.04	178	46.23	48	12.47	1	0.26

## Lowest Performing Learning Outcomes (LOs)

- 1 - Solves problems related to conversion of percentage to fraction and decimal and vice versa (12.82)
- 2 - Arranges given/collected information in the form of table, pictograph and bar graph and interprets them (20.53)
- 3 - Generalizes properties of addition, subtraction, multiplication and division of rational numbers through patterns (24.62)

4 - Solves problems on daily life situations involving addition and subtraction of fractions / decimals (25.26)

5 - Verifies properties of parallelogram and establishes the relationship between them through reasoning (27.65)